



NORTHSIDE
ACHIEVEMENT
ZONE

RESULTS NAZ

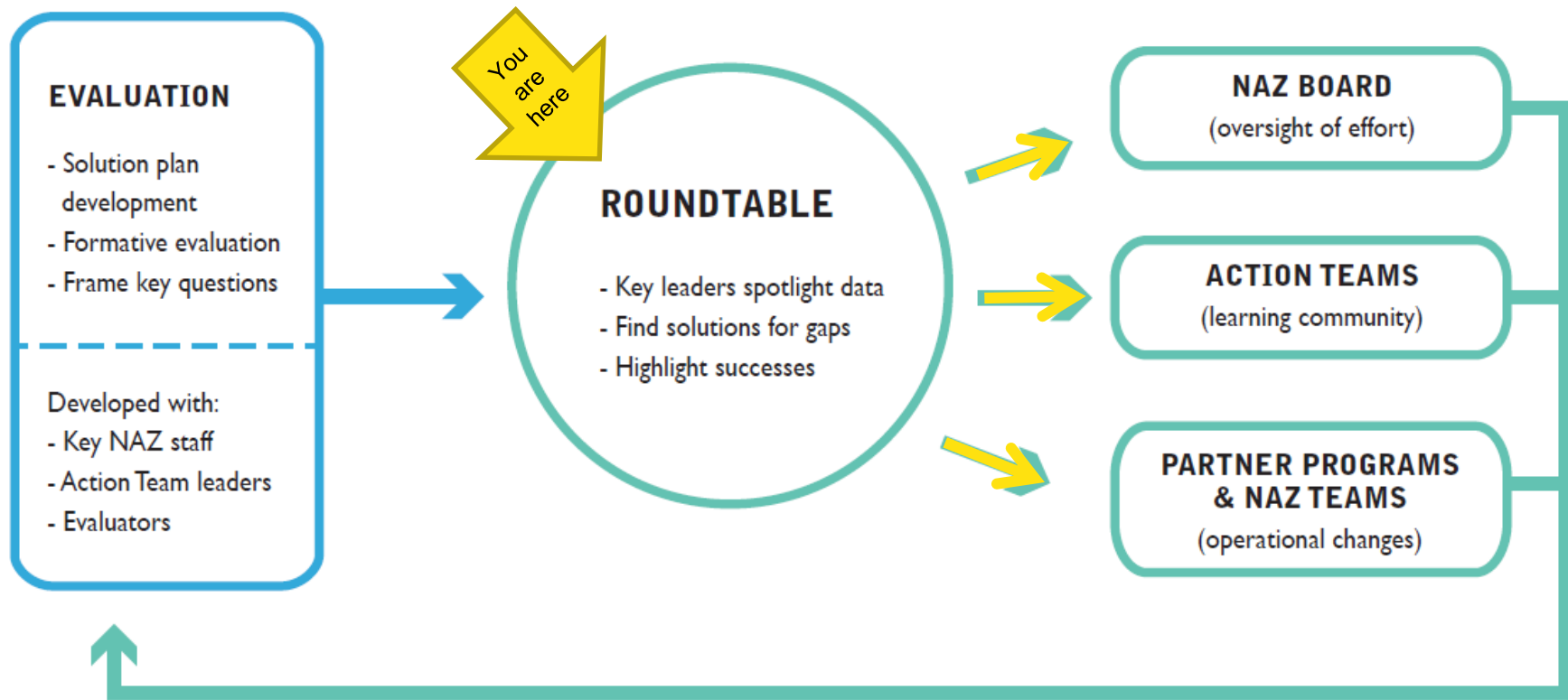
Family Engagement
and Family Academy
Nov 19, 2015

ONE
NAZ

GENERAL OUTLINE

- **Introductions**
- **Results NAZ process reminder**
- **Family Engagement solution overall**
- **How are families better off?**
- **Targeted solutions – data analysis & key questions**
- **What happens next?**

RESULTS NAZ

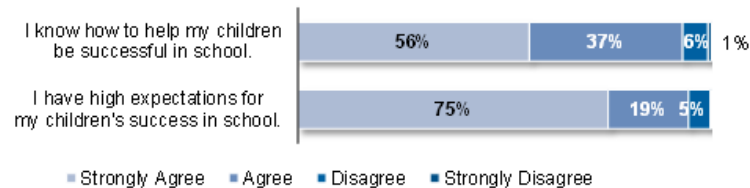


KEY LEARNINGS are captured and implemented through the ongoing internal evaluation process. Full evaluation repeated annually.

FAMILY ENGAGEMENT/ ACADEMY SOLUTION PLANS

- **Family Engagement:** Parents will increase their belief, intention, skills, and commitment to support their child(ren)'s academic development and successful path to college
- **Family Academy:** Parents and caregivers who complete an age-appropriate Family Academy offering will increase their knowledge, behavior and skills to support their child(ren)'s academic and socio-emotional growth leading to college readiness

5. Parental expectations for and support of children's success in school (N=251)



How are families better off in
relation to this goal?

NAZ SCHOLAR MCA PROFICIENCY OUTCOMES

12. Reading and math proficiency among NAZ-enrolled scholars, 2013-14 MCA

	Reading		Math		Reading and Math	
	Total N assessed	Percentage proficient	Total N assessed	Percentage proficient	Total N assessed	Proficient
Grades 3-5	182	18%	181	30%	180	14%
Grades 6-8	118	22%	125	17%	117	12%
Grades 10-11	16	31%	12	8%	-	-
Overall	316	20%	318	24%	297	13%

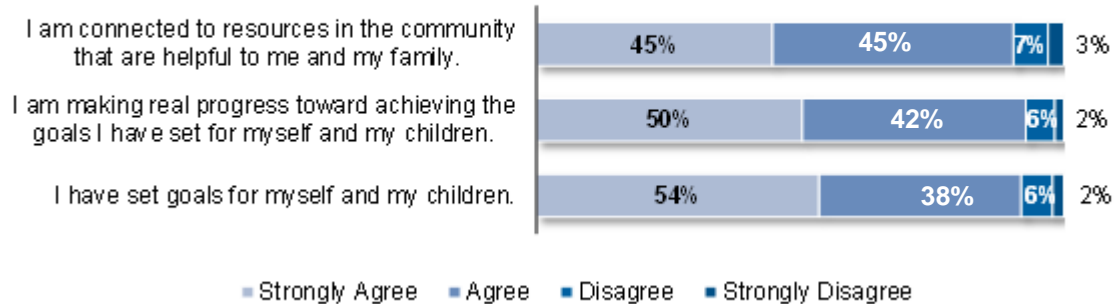
Note: Tenth graders are only assessed in reading and eleventh graders are assessed only in math; therefore, scholars cannot be proficient in both during the same test year. Data are only available for scholars with a valid consent to share academic data who were enrolled in Minneapolis Public Schools, the Harvest Network, Sojourner Truth, KIPP, or Ascension.

Solution: Achievement Planning

ACHIEVEMENT PLANNING


- Families agree or strongly agree that they are setting goals and making real progress toward achieving them**

6. Parents setting and achieving goals and connecting to resources (N=251)



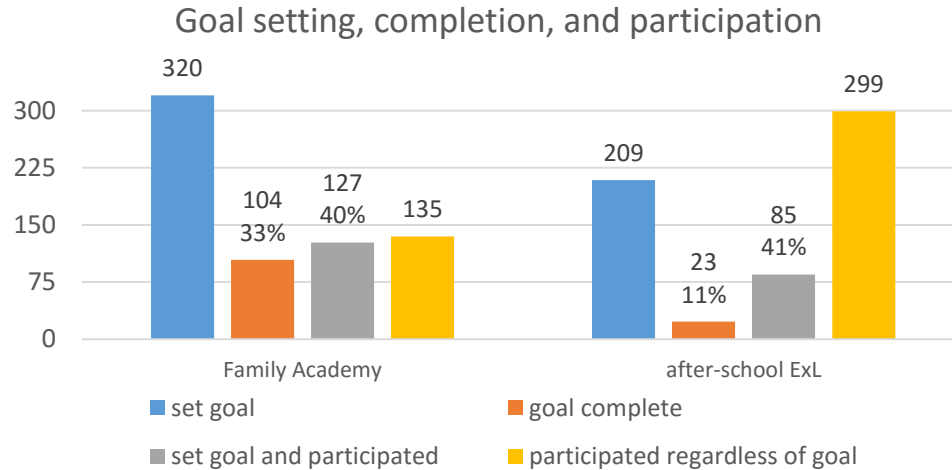
ACHIEVEMENT PLANNING 2.0

- **Launched end of CY2014**



ACHIEVEMENT PLANNING

- Evidence indicates strong goal setting, weaker goal completion .. yet families are participating in supports



- NAZ must continue to improve data collection

PARENTS SETTING AND COMPLETING GOALS

- **Highest goal completion:**

		N active goals FY15	Goal completion	Goal Step completion
Early Childhood	Enroll in high-quality Early Learning Opportunity	144	13%	18%
K-12	Enroll this child in a NAZ Anchor School	133	31%	2%

- **Highest goal *step* completion:**

		N active goals FY15	Goal completion	Goal Step completion
Early Childhood	Seek regular assessments and screening to ensure early learning and development	175	4%	41%
K-12	Support Learning in the home	696	6%	19%

PARENTS SETTING AND COMPLETING GOALS

Goal set: 696

Goal completion: 6%

Goal step completion: 19%

Key Questions:

1. What can we do to increase family goal and/or goal step completion?
2. How do family *teams* (connectors, partners, and peers) help support family goal and step completion?
3. What does *culture change* look like regarding achievement planning?
4. What can we do to ensure that family progress is logged?

Support learning in the home.

Example Steps:

Establish a learning routine with this child.

Create a library at home with books for this scholar

Review and take action on Starting Kindergarten Skills Checklist (handout)

Read with my scholar 3-5 times a week for one month

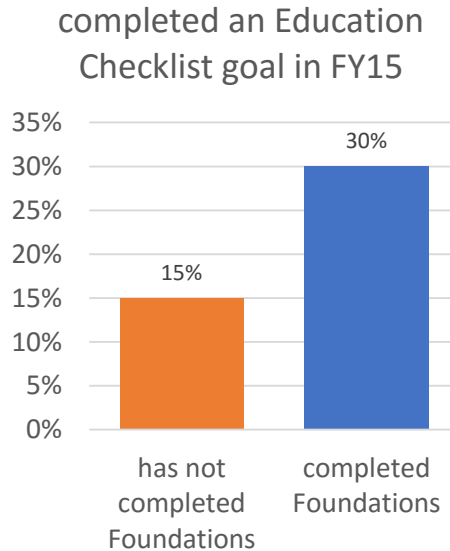
Practice reading, writing, and math in regular home or family routines for one month

Check in with scholar about homework every night

Solutions: Family Academy

FAMILY ACADEMY FOUNDATIONS ENCOURAGES GOAL COMPLETION

- **Checklist goal completion for families that completed Foundations is more than twice that for families who had not**



FAMILY ACADEMY FOUNDATIONS

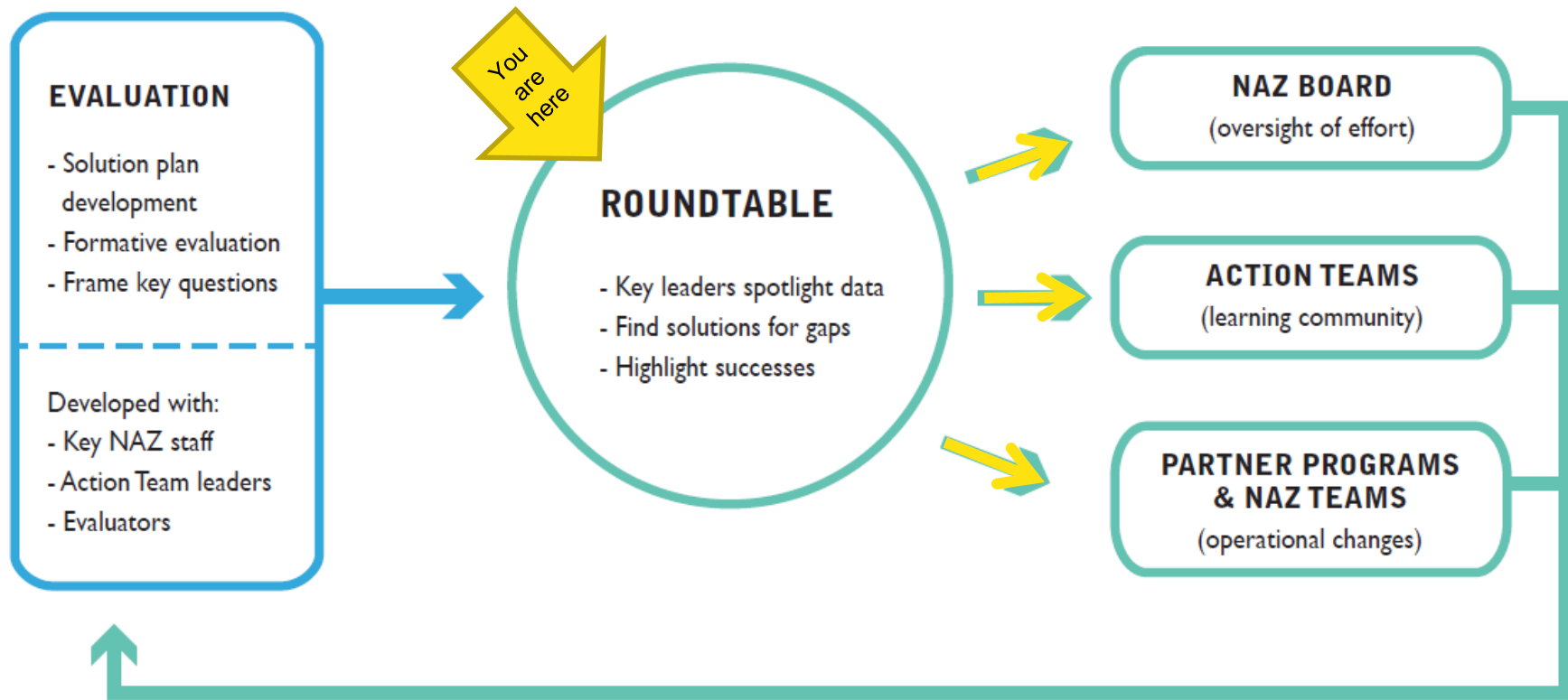
- **135 families actively enrolled in FY15 had ever completed at least on Family Academy course**
 - In FY15, average completion rate was 65% (94 of 145)
- **Of actively enrolled families (FY15), 13% had completed *Foundations***

Key Questions:

1. What can we do to increase Family Academy attendance and completion?
2. How is our engagement strategy affected by current rates of attendance and completion? Do we need to make any modifications?

Next Steps

RESULTS NAZ



KEY LEARNINGS are captured and implemented through the ongoing internal evaluation process. Full evaluation repeated annually.