



NORTHSIDE  
ACHIEVEMENT  
ZONE

# RESULTS NAZ

Housing

Feb 18, 2016

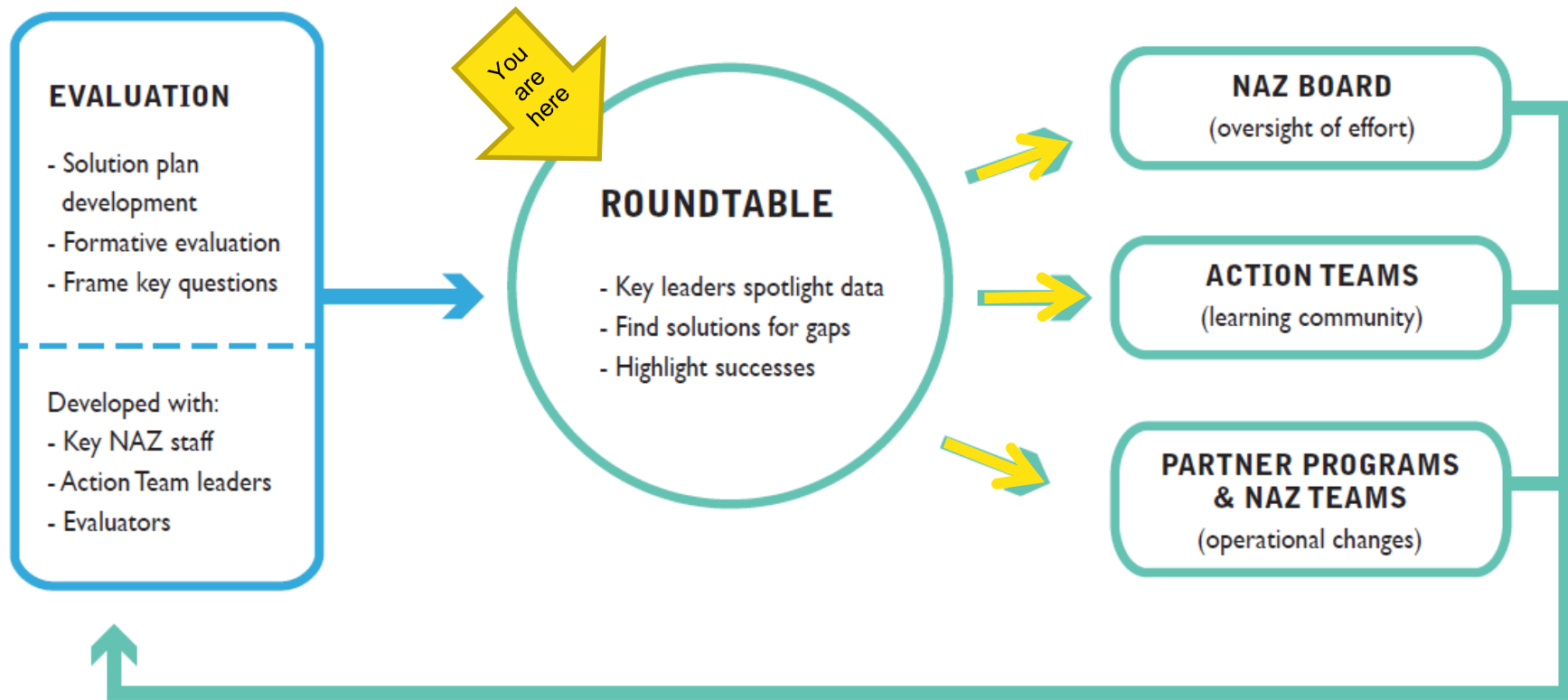
ONE  
NAZ

# GENERAL OUTLINE

- **Table introductions**
- **Results NAZ**
- **Housing Solution Plan Goal**
- **Look Back: Housing Results NAZ 1 yr ago**
- **How are families better off?**
- **Targeted solutions**
- **Key Questions**
- **What happens next?**

# Table Introductions

## RESULTS NAZ



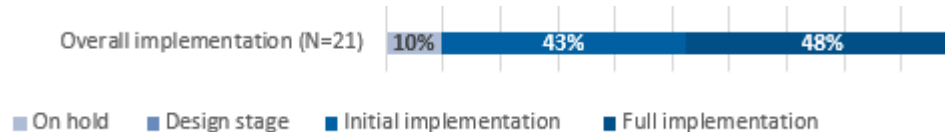
**KEY LEARNINGS** are captured and implemented through the ongoing internal evaluation process. Full evaluation repeated annually.

# HOUSING SOLUTION PLAN RESULTS

- **Housing**

Parents will have stable, affordable, healthy housing so their children will succeed academically.

- **Implementation (current)**

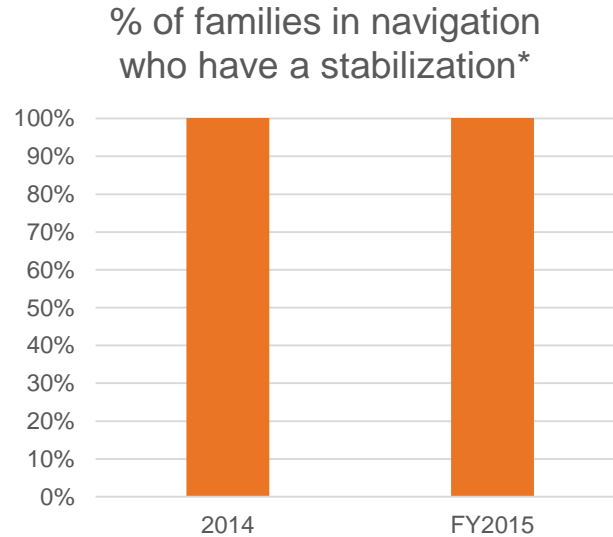


# 2015 HOUSING RESULTS NAZ

- **April 2015 Housing Results NAZ themes:**
  - Increasing affordable units and/or stability supports to increase stability rate
  - Supporting parent behavior (ie- starting renter trainings, etc)
- **Since then ... an update from NAZ Partnerships Director**

How are families better off in  
relation to this goal?

# FY2015 NAZ DASHBOARD OUTCOMES



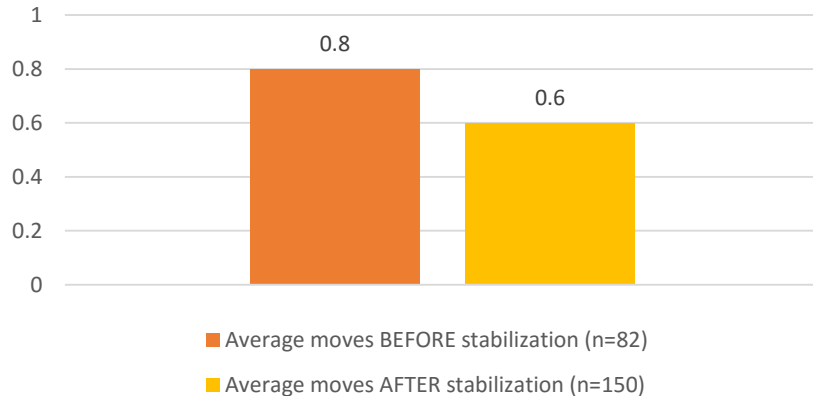
\*in this report, stabilization = one or more of the following: (a) resolve mortgage foreclosure, (b) obtain new rental housing, (c) resolve barrier to maintain current rental housing, (d) become a homeowner



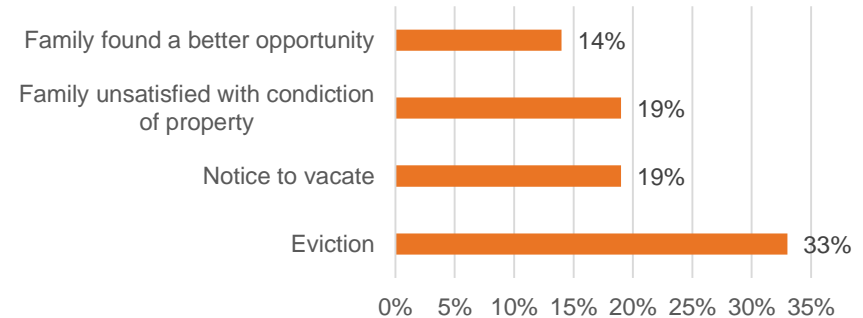
# EFFECT OF STABILIZATION ON MOBILITY

- **After stabilization\*, families that have been stabilized are less mobile than they were prior to stabilization**

Effect of Stabilization on Family Mobility



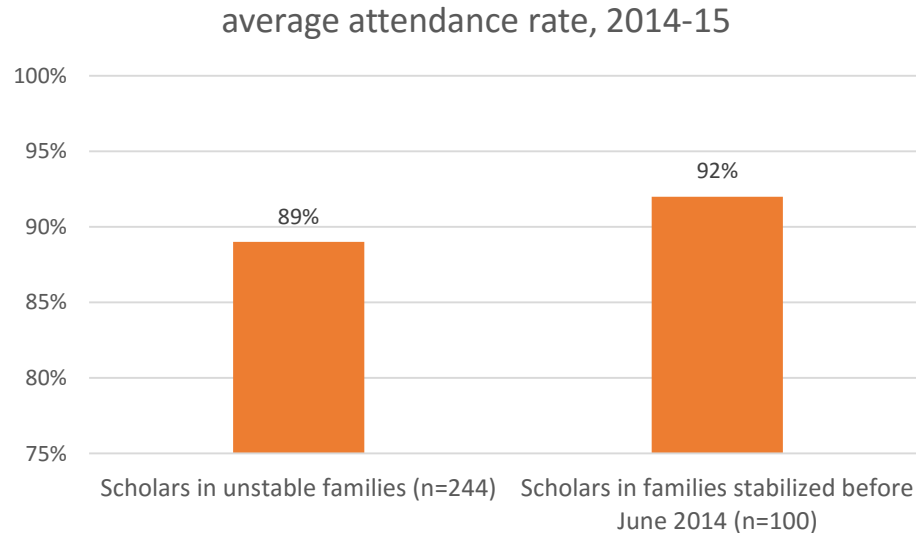
Main reasons for moving, of all NAZ families for whom a reason was recorded (n=42)



\*in this report, stabilization = one or more of the following: (a) resolve mortgage foreclosure, (b) obtain new rental housing, (c) resolve barrier to maintain current rental housing, (d) become a homeowner

# MOBILITY AND ATTENDANCE

- **Stabilization\*** may have an impact on scholar attendance



\*in this report, stabilization = one or more of the following: (a) resolve mortgage foreclosure, (b) obtain new rental housing, (c) resolve barrier to maintain current rental housing, (d) become a homeowner

# Solutions

# COORDINATED SUPPORTS

## HELP: cross sector

- **Parents seeking support from more areas of the NAZ Family Support team were more likely to complete goals and goal steps than those involved in only one area of the pipeline**
  - **31% of families who received Housing Navigation also received Career/Finance Navigation**

---

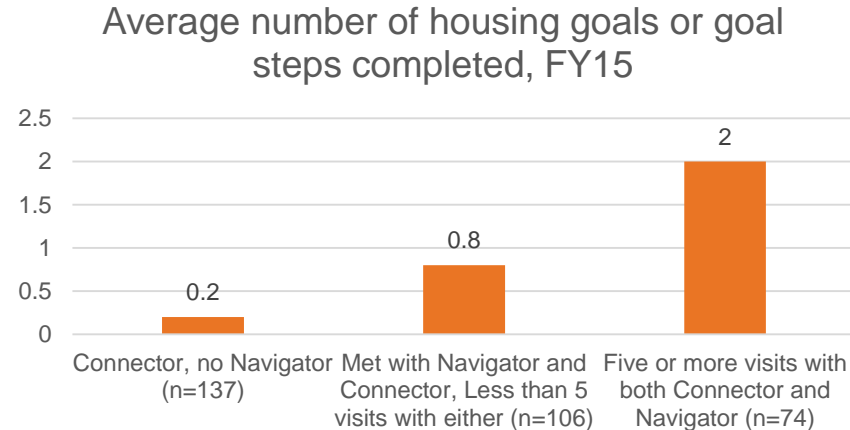
### 11. Goal completion among families engaged in Whole Family Support Navigation, FY2015

	Percent of families that completed at least one Housing goal or step	Average number of Housing goals or steps completed
Housing Navigation only (N=122)	43%	1.0*
Housing and Career/Finance Navigation only (N=50)	66%	1.6*
Housing and Behavioral Health Navigation only (N=15)	48%	0.8
Housing, Behavioral Health, and Career/Finance Navigation (N=12)	68%	1.8

Asterisks denote that the difference is statistically significant at the 10 percent level. No other differences in average number of goals or steps are statistically significant.

# COORDINATED SUPPORTS HELP: navigation and connection

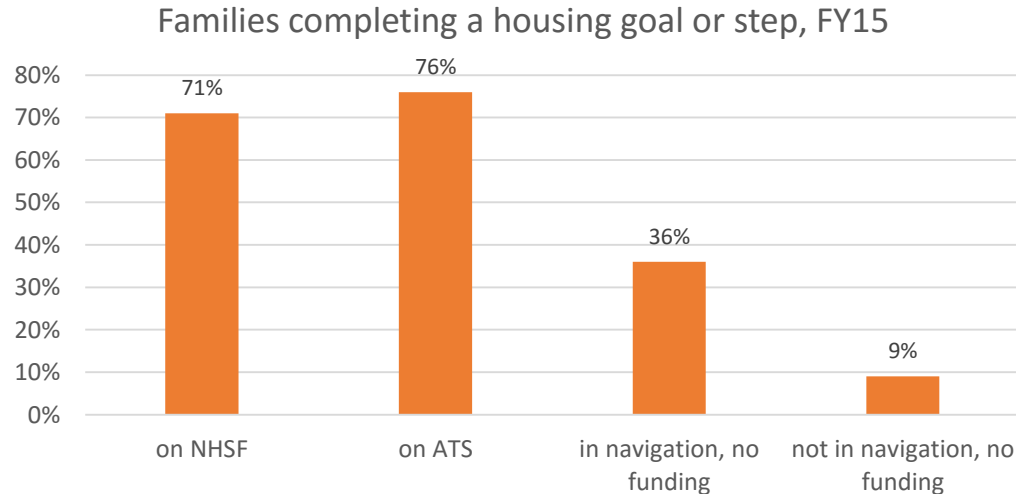
- **Families who meet more frequently with their Housing Navigator and Connector complete more goals or goals steps**



- **Note: participation in Navigation may imply higher readiness or need to address housing goals**

# COORDINATED SUPPORTS HELP: funding and navigation

- **A higher percent of families complete goals or goals steps when they have funding options**



# INCONCLUSIVE: PARENT EDUCATION

- **Only 34% of families participating in Housing Navigation completed any Family Academy course**
- **Goal completion is not significantly different between those who completed a course and those who did not**

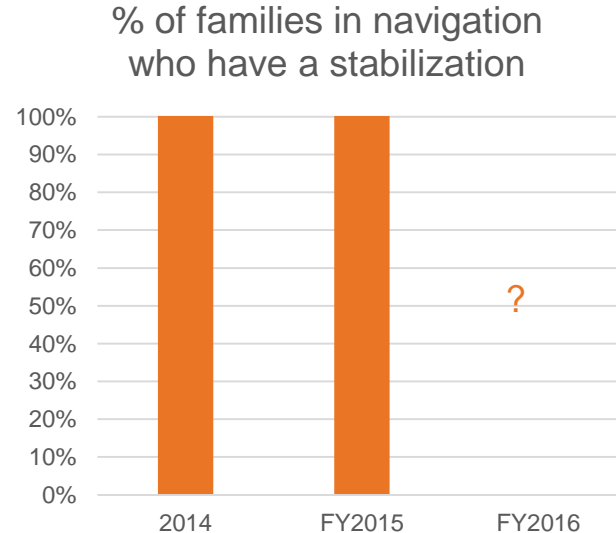
% of families completing goal or goal step	
	Received housing navigation
Completed FA course	50%
Has not completed FA course	51%

# Key Questions



# KEY QUESTION

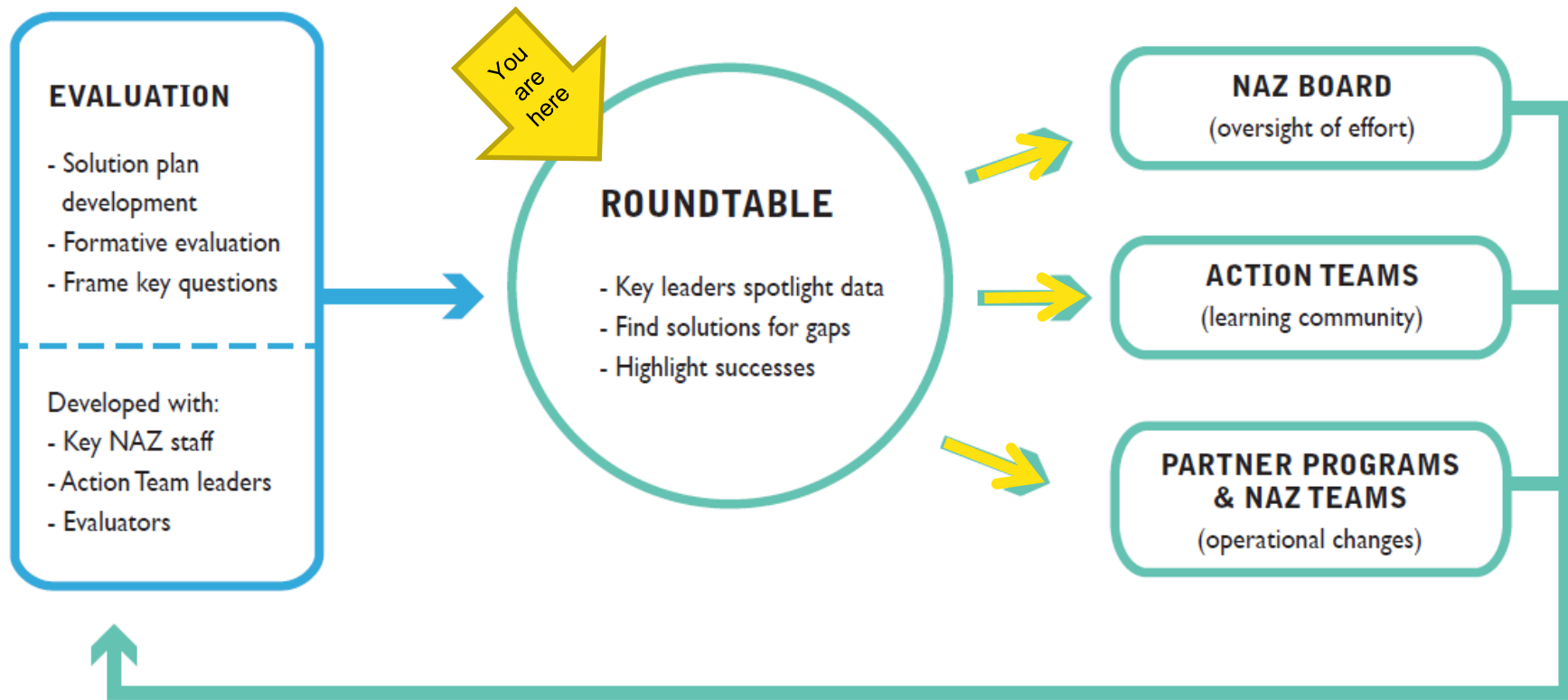
- **What is our desired and realistic stability goal for families receiving housing navigation?**



# KEY QUESTION

- **If resources + coordinated support + parent education lead to greater stabilization, what can we most effectively impact in the next twelve months to accomplish our desired stability goals?**
  - Resources: housing stock
  - Coordinated support: cross-sector, navigation, connection
  - Parent education: Family Academy, other

## RESULTS NAZ



**KEY LEARNINGS** are captured and implemented through the ongoing internal evaluation process. Full evaluation repeated annually.