

# 2014 NAZ DASHBOARD

## MID-YEAR DATA SUMMARY



January 1 to June 30, 2014

Compiled by Tracy Roloff, NAZ Results System Strategist

### I) ENROLLMENT

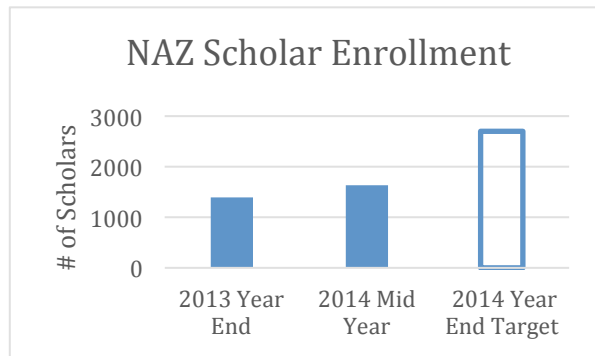
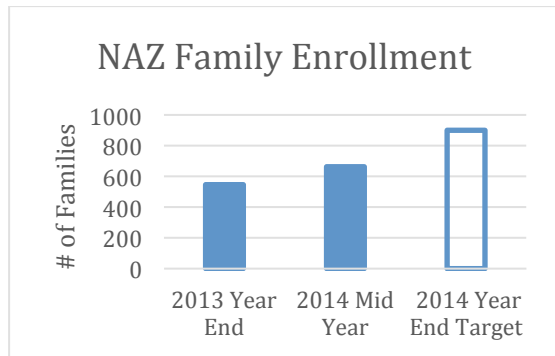
Parents and scholars in the NAZ ecosystem

#### MID-YEAR RESULT:

**ON TRACK** - NAZ increased enrollment total by 116 families since 2013 year-end. NAZ projects it will reach the 2014 year-end target with scale up in Anchor Partner schools this fall.

Enrollment Data			
	2014 Year-end Target	2014 Mid-Year Actual	2013 Year-end Actual
# actively enrolled at mid-year point.	900 families with 2,700 scholars	664 families with 1,635 scholars	548 families with 1,390 scholars

*\*These numbers reflect a variety of levels of engagement and involvement in solution areas, ranging from the full NAZ high-touch support with active parent engagement to scholar-only enrollment in a pipeline solution. The year-end dashboard analysis will begin to include a more detailed breakdown on levels of family engagement.*



### II) PARENT ENGAGEMENT & EDUCATION

Partnering with parents to raise successful scholars

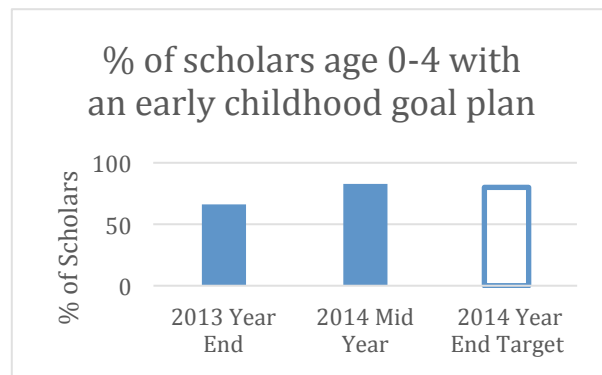
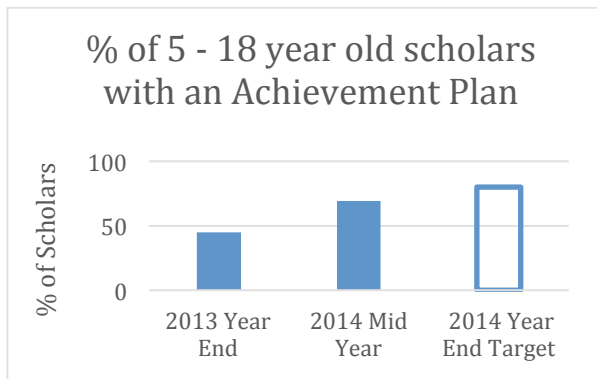
#### Achievement Planning

NAZ helps families set an Achievement Plan, which outlines their goals. These plans define the parent roadmap for supporting scholar success.

#### MID-YEAR RESULT:

**ON TRACK** - NAZ increased the % of scholars whose parents have set achievement plans by 24%. With a large amount of newly enrolled families, NAZ is below its target of 80%, but expects to reach this goal by year end. NAZ exceeded the target for parents with early childhood goal plans in place by 3%.

Achievement Planning Data			
	2014 Year-end Target	2014 Mid-Year Actual	2013 Year-end Actual
% of 5-18 year-old scholars whose parents have an Achievement Plan set	80%	69% (855 scholars)	45% (468 Scholars)
# and % of scholars ages 0-4 whose parents set early childhood goal plans	80%	83% (333 scholars)	66% (231 scholars)



### Family Academy

NAZ provides empowerment training and evidence-based, parent-informed education curriculums (customized to specific ages of parenting) designed to accelerate a parent's skills and knowledge to raise college-ready scholars.

### MID-YEAR RESULTS

**NOT ON TRACK** – NAZ has graduated significantly lower parents from Family Academy Foundations (class for all age groups) than needed to reach target. There were fewer courses held, and decreased enrollment in each class, than needed to reach target. There are plans to correct this for the second half of 2014.

**ON TRACK** – NAZ projects it will come close to, or reach, its target of 75 families graduating from College Bound Babies in 2014, with mid-year actual graduations at nearly 50% of the target.

Family Academy Data			
	2014 Year-end Target	2014 Mid-Year Actual	2013 Year-end Actual
# of parents graduating from Foundations (empowerment training)	80	17	22
# of parents graduating from College Bound Babies (for parents of 0-3 year olds)	75	31	30

*\*Ready to Succeed (for parents of 4 & 5 year olds) and College Bound Scholars (for parents of school age scholars) will begin to be tracked on the year-end dashboard, with those curriculum offerings ramping up.*

### III) SUPPORTING KINDERGARTEN READINESS

#### **Early Learning:**

NAZ promotes participation in high-quality early learning centers to accelerate kindergarten readiness. NAZ engages in ongoing progress monitoring of scholars to determine if they are on track to reach developmental milestones.

#### **MID-YEAR RESULT**

**ON TRACK** – At mid-year, NAZ has already exceeded the year-end early learning center enrollment target.

**ON TRACK** – At mid year, NAZ had assessed just over 1/3 of early childhood scholars enrolled in NAZ Anchor Partner Early Childhood Centers. Based on lessons learned during the early spring 2014 effort, a more efficient system of collecting progress monitoring data has been launched for the fall 2014 effort, making it likely that the target will be reached.

<b>Early Learning Data*</b>			
	<b>2014 Year-end Target</b>	<b>2014 Mid-Year Actual</b>	<b>2013 Year-end Actual</b>
# of scholars enrolled in early learning centers	150	183	124
# of early childhood scholars with a scholarship funding enrollment	NA	102	NA
# of scholars age 0-5 receiving NAZ-administered early childhood progress monitoring (for those enrolled in EC Anchor Partner Centers)	70%	39%	NA

*\*Year-end data report will include kindergarten readiness rates for school year 2013/14.*

### IV) ACADEMIC SOLUTIONS

Scholar participation in effective academic solutions through NAZ (at Anchor Schools and at large)

#### **Academic Expanded Learning (ExL):**

NAZ supports academically rigorous expanded learning efforts year-round through its partner organizations. This year, NAZ has increased from three to six ExL Anchor Partners, significantly expanding the capacity in North Minneapolis to support academics through youth enrichment programs. In 2014, mentoring is becoming more intentionally embedded into the ExL efforts.

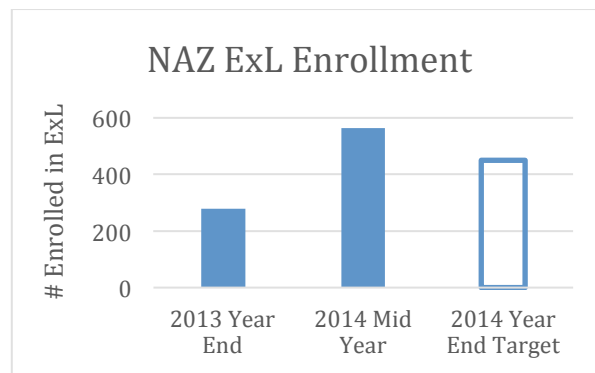
#### **MID-YEAR RESULTS**

**ON TRACK** – At mid-year, NAZ exceeded its year-end target of enrolling over 450 scholars into NAZ ExL programs.

**NOT ON TRACK** – NAZ does not project it will meet its community-based mentoring target, as it also did not meet it year-end 2013. NAZ is currently adjusting its mentoring strategy and learning from the data to better integrate and support informal and program-level mentoring.

Expanded Learning Data			
	2014 Year-end Target	2014 Mid-Year Actual	2013 Year-end Actual
Total # of scholars enrolled in either spring 2014 or summer 2014 sessions	450	563	278
# of mentor matches made	100	32	47

\*Future dashboards will report targets and actuals for retention in ExL programs.



### **Scholar Academic Support Through NAZ:**

NAZ provides “high touch” academic support and coaching to scholars through the Academic Navigation team. Individualized educational support plans (Scholar Achievement Plans) are developed to guide the focus of Academic Navigation. To fully inform the development of Scholar Achievement Plans, K-8 scholars are progress-monitored twice a year to obtain ongoing performance data for reading and math.

### **MID-YEAR RESULTS**

**ON TRACK** – At mid-year, NAZ increased the number of scholars with Scholar Achievement Plans in place by 24 scholars. With expanded resources and capacity through its new partnership with Serve Minnesota: Reading Corps and Math Corps, NAZ is on track to meet the 2014 year end target of 250 scholars with Scholar Achievement Plans in place.

**ON TRACK** – At mid-year, NAZ nearly doubled the number of K-8 scholars who had received progress monitoring in reading and math. This data is being used to drive development of Scholar Achievement Plans and informs educational planning in ExL programs, allowing NAZ to ramp up efforts for those scholars most in need of support through the Focus Five initiative.

Academic Support Data			
	2014 Year-end Target	2014 Mid-Year Actual	2013 Year-end Actual
# of scholars with an active Scholar Achievement Plan in place with NAZ staff	250	172	148
# of K-8 scholars progress-monitored by NAZ	750	566	271

**Anchor School Partnerships:**

The School Success Solution Plan is nearing completion and NAZ is more moving ahead with embedding supports in Anchor Partner Schools. A more comprehensive analysis of successes and challenges related to School Success efforts will be included at year end.

**MID-YEAR RESULTS**

**ON TRACK** – At mid year, NAZ increased the number of scholars attending Anchor Partner schools by 15%.

Anchor School Enrollment Data			
	2014 Year-end Target	2014 Mid-Year Actual	2013 Year-end Actual
# and % of scholars age 5-18 attending an Anchor Partner school	TBD	606 scholars (49%)	328 scholars (34%)

**V) WHOLE-FAMILY SUPPORT**

Supporting family success so children can show up ready to learn

Below are metrics related to NAZ activities with families to stabilize households. The year-end analysis will include progress updates for each solution.

**Career:**

NAZ provides high-touch supports so that parents will have the economic ability to provide a healthy and financially stable environment at home and children can succeed academically.

**MID-YEAR RESULTS**

**TBD** – NAZ is currently in the process of examining baselines, represented in the 2014 Mid-Year Actual column below. NAZ will set appropriate targets informed by these baselines to analyze progress at year end.

Career Data			
	2014 Year-end Target	2014 Mid-Year Actual	2013 Year-end Actual
# and % of adults who received Career/Finance Navigation.	TBD	93 (53% of those referred)	NA
# and % of adults completing a career goal.	TBD	7 (7%)	61 (27%)
# of adults who secured employment.	TBD	5	55

**Housing:**

NAZ provides high-touch supports to families so that parents will have stable and affordable housing, which supports academic success.

**MID-YEAR RESULTS**

**TBD** – NAZ is currently in the process of examining baselines, represented in the 2014 Mid-Year Actual column below. NAZ will set appropriate targets informed by these baselines to analyze progress at year end.

<b>Housing Data</b>			
	<b>2014 Year-end Target</b>	<b>2014 Mid-Year Actual</b>	<b>2013 Year-end Actual</b>
# and % of adults who received Housing Navigation.	TBD	162 (77% of those referred)	NA
# and % of families whose housing was stabilized.	TBD	37 (16%)	47 (32%)
# of families who received support from the NAZ Housing Stabilization Fund (NHSF)	N/A	24	58
# of families who received support from the Achievement Through Stability (ATS) fund	50	18	NA

**Behavioral Health:**

NAZ provides supports to remove or mitigate behavioral health concerns as a barrier to educational achievement for scholars and families. Across the NAZ collaborative, partner organizations are systematically incorporating best-practice behavioral health strategies into their interactions with NAZ scholars. The NAZ Behavioral Health Navigator also supports partners to develop the skills and competencies they need to more effectively de-escalate challenging behaviors before and/or when they arise. On an individual level, scholars' and families' behavioral health needs are assessed, and NAZ works in partnership with families and their Connectors to provide appropriate referrals to a behavioral health partner when needed.

**MID-YEAR RESULTS**

**TBD** – NAZ is currently in the process of examining baselines, represented in the 2014 Mid-Year Actual column below. NAZ will set appropriate targets informed by these baselines to analyze progress at year end.

<b>Behavioral Health Data</b>			
	<b>2014 Year-end Target</b>	<b>2014 Mid-Year Actual</b>	<b>2013 Year-end Actual</b>
# of adults who received Behavioral Health Navigation	TBD	49	NA*
# of scholars who received Behavioral Health Navigation	TBD	43	NA

\*At 2013 Year End, 64 total individuals had received Behavioral Health Navigation, undifferentiated by age.